



District Report Card: 2017


State: Gujarat	District: Chhotaudepur
Class: 3	Subject: Language
Schools: 61	Students: 992


Participation/Coverage


Students

<div>GENDER</div> <div></div>	Boys		Girls	
	Number	%	Number	%
	468	47.18	524	52.82

<div>AREA</div> <div></div>	Rural		Urban	
	Number	%	Number	%
	963	97.08	29	2.92

<div>CATEGORY</div> <div></div>	SC		ST		OBC		GEN	
	Number	%	Number	%	Number	%	Number	%
	17	1.71	842	84.88	115	11.59	18	1.81

<div>CWSN</div> <div></div>	LD	VI	HI	S&LD	ID	Oth
	1	0	0	1	4	0

<div>Management</div> <div></div>	Government		Government-aided	
	Number	%	Number	%
	945	95.26	47	4.74

Average Performance of Students in Language (%)

Overall	Gender		Area		Management		Social Group			
	Male	Female	Rural	Urban	Govt.	Aided	SC	ST	OBC	GEN
62.74	61.70	63.68	63.12	50.11	63.50	47.52	58.82	62.91	62.49	60.37

Performance on Learning Outcomes (LOs)

Learning Outcomes	Description	Average Performance(%)
L304	Reads small texts with comprehension i.e., identifies main ideas, details, sequence and draws conclusions	64.93
L312	Reads printed scripts on the classroom walls: poems, posters, charts etc.	58.37

Range of Performance of Students who Answered Correctly							
Below 30%		30% - 50%		50% - 75%		Above 75%	
Number	%	Number	%	Number	%	Number	%
108	10.89	182	18.35	382	38.51	320	32.26

Lowest Performing Learning Outcomes (LOs)

1 - Reads printed scripts on the classroom walls: poems, posters, charts etc. (58.37)

2 - Reads small texts with comprehension i.e., identifies main ideas, details, sequence and draws conclusions (64.93)